

OmniVest

The
***Wealth Building Solution
for Individual Investors***

**OmniVest is Beating
the Market in 2015**

See Page 5

**Create Your Own
Custom Portfolios in Minutes**

New Portfolio Builder makes it easy!

New Community Portfolios

Take advantage of what really smart
people are contributing NOW.

**Become a Member
NOW and SAVE**

See Page 11

More Wealth Building Power than Ever Before!



Ed Downs
CEO and Founder
Nirvana Systems, Inc.

As an OmniTrader or VisualTrader user, you know the power of automation – it's the cornerstone of all our products. The beauty of OmniVest is it enables our users to apply "algorithmic trading" to any list of stocks or ETFs – an approach that is far superior to Buy and Hold.

An Envable Track Record

Our Professional Portfolios were released in October of last year. We just performed an audit and overall they have handily outperformed the market so far in 2015! And many have far outperformed, as shown on pages 3 and 4 of this mailer. With the recent addition of Portfolio Builder, we expect to see many additional success stories emerge this year, and beyond.

Introducing Portfolio Builder

The new Portfolio Builder has empowered our Community to create many great new Portfolios, some of which are already showing outstanding performance. Members can quickly and easily create Custom Portfolios and then apply them to their account.

Auto-Trading Taken to the Next Level

The next step is activating our new Trades Page, which is connected directly to brokerage. Either manually approve the trades each day or "flip the switches" for fully automated Entries and Exits. Set Stops on your trades and get email notification for all trading activity. Change your allocation or Portfolio mix at any time.

3 Great Sources of Portfolios

Numerous high-quality Professional Portfolios have been provided by the OmniVest team at Nirvana that Members can select from. Our Pro Portfolios have been running on the site for eight months and have held up extremely well. See page 4 or visit www.myomninvest.com for details.

You can also select great Community Portfolios from among those that have been published by other members. And thanks to Portfolio Builder, you can create your own Custom Portfolios for personal use in a matter of minutes.

A Special, One-Time Offer

Our Member Level is brand new. It includes access to our Professional and Community Portfolios PLUS the ability to create new Custom Portfolios. Use up to 5 Professional or Community Portfolios and as many Custom Portfolios as you choose to create. It's a very powerful offering!


To launch our new Member Level we're offering a significantly reduced annual fee and an unprecedented lifetime offer for our loyal customers. See page 11 for details.

The NEW OmniVest is a dream come true for our customers. Join today, and start experiencing the power of total automation of our best Strategies.

Sincerely,



Ed Downs
CEO and Founder



Beating the Competition and the Market – Again

Extending the Power of OmniVest

OmniVest continues to be the only platform that provides a fully-automated solution for individual investors. OmniVest is based on the concept of Portfolios of Strategies – multiple Strategies built in OmniTrader and uploaded to our OmniVest web site for testing and aggregation.

With 8+ months of performance since the first Professional Portfolios were deployed, it is now clear that OmniVest is destined to become the standard in automated investment platforms. Read about the awesome performance on page 4.

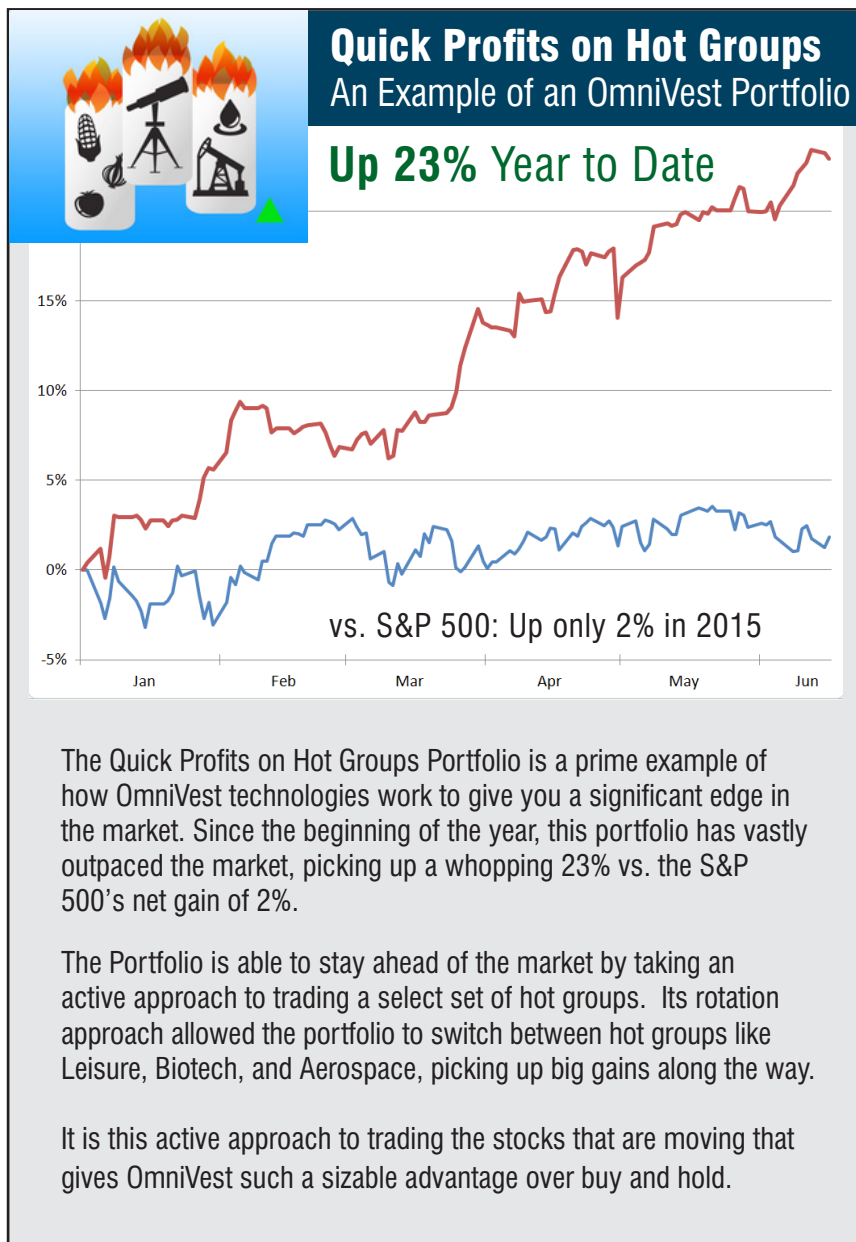
And in 2015, we've added new capabilities that are dramatically extending the power of the platform...

Portfolio Builder makes it easy for anyone to quickly build a Portfolio of Strategies on any list. Just target a symbol list and let the Builder create a robust Portfolio to your precise requirements, and do it in just a few minutes.

OmniVest Community Portfolios. Using Portfolio Builder, our users have been publishing awesome Portfolios on the platform. And all of them are accessible just like the Professional Portfolios.

Integrated Trading. OmniVest can now trade directly through select brokers. Just go to the site, flip the switches, and your Portfolios will engage the market!

NEW Member Level! Become a member now, and gain the ability to create Custom Portfolios on any list, using ALL our Strategies. And, for a limited time, you can become a Lifetime Member for one low price. Check it out on page 11.



Professional Portfolios	4-5
Community Portfolios	6
Custom Portfolios	7

Professional Portfolios

OmniVest Portfolios are Beating the S&P in 2015.

In a recent review, we compared our broad market Portfolios to the returns on the S&P 500 since the beginning of 2015. In this time period, the S&P 500 eeked out a tiny gain of 2%, while our market portfolios did **much** better.

In the review, we saw 18 out of 20 of these portfolios make money, and all of them but four beat the market.

The truth is, when markets turn south, Buy and Hold no longer works. The active approach taken by our portfolios allows them to profit in virtually all market conditions, thanks to the powerful trading strategies on which they are based. As a result, OmniVest is able to produce double digit gains, even in the essentially flat market conditions we are currently experiencing.

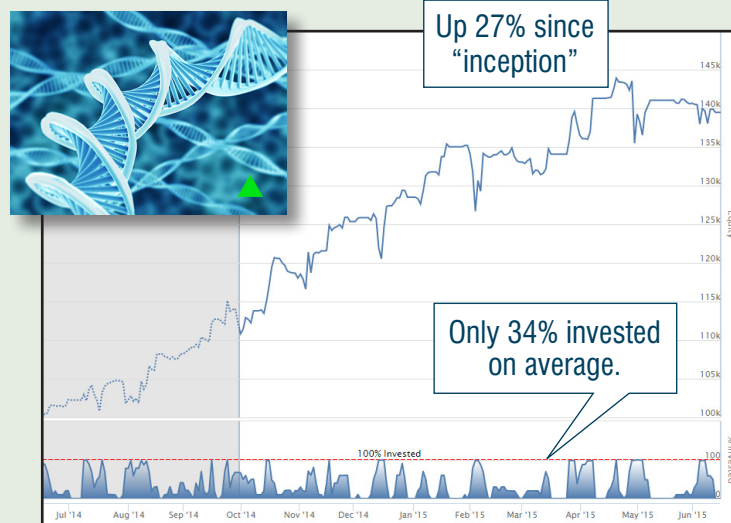
Shown here are just a few of the market portfolios that have handsomely beat the general market since the start of 2015. The results get even better when you see our sector portfolios that concentrate on specific industry groups (see next page).



Biotech: Another Strong Performer

We now show the “inception date” – the date the Portfolio was uploaded to the site. All data AFTER this date represents LIVE, in-the-market performance.

Looking at our Professional Portfolios, one of the star performers has been Biotech, which is up 27% since it was added to the site last October, for an effective annualized return of about 46%. However, you can see that this Portfolio was only 34% invested. So RETURN ON INVESTED CAPITAL SINCE INCEPTION IS NEARLY 90%. This is just one example; there are many on the site.



OmniVest's Performance Speaks for Itself

Why Buy Stocks or ETFs when OmniVest Portfolios Outperform?

Some of the more popular investment vehicles are ETFs and Mutual Funds, because they offer built-in diversification. Plus, they are easy to engage because investors don't have to select individual stocks.

But the problem is, even when buying ETFs or investing in Mutual Funds, we're still talking about a Buy and Hold proposition. Nearly all securities go through draw down periods. When this happens, returns of the fund are adversely affected.

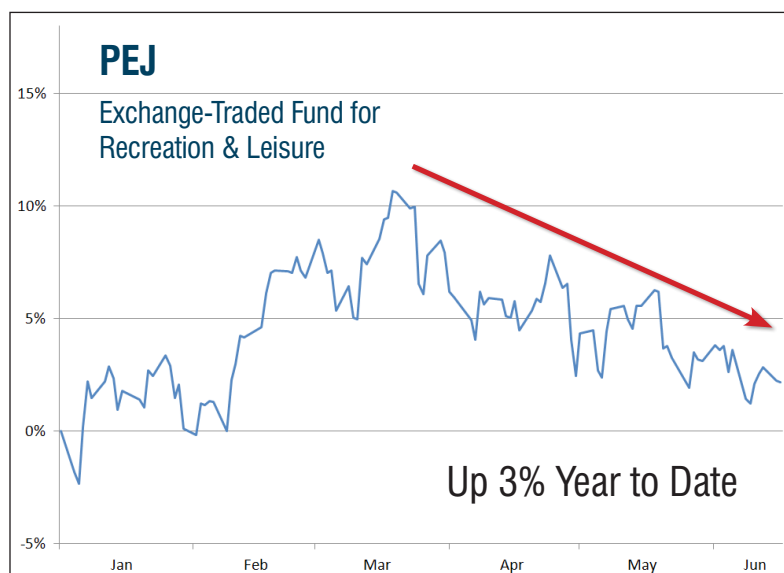
What if there was an investment vehicle that **TRADED** the stocks within the fund, rather than just buy all of them and then hope for the best?

The first chart to the right is for PEJ – an ETF composed of Recreation and Leisure stocks.

While the ETF has picked up a modest return of 3% so far this year, our Omni Portfolio titled Recreation and Leisure, has earned a whopping 15% in the same period of time.

How was the Omni Portfolio able to generate five TIMES the return? It's not a Portfolio of stocks – it's a Portfolio of Strategies that is trading the stocks in the Recreation and Leisure industry.


By trading the individual stocks within the Group, results can be dramatically higher – even after commissions. More examples are shown to the right.



More Examples

Year to Date	Omni Portfolio	Comparable ETF
Restaurants	29%	6% (PSCD)
Pharmaceuticals	22%	16% (XPH)
Rec and Leisure	15%	3% (PEJ)

Five Year Performance	Omni Portfolio	Comparable ETF
Restaurants	246%	121% (PSCD)
Pharmaceuticals	329%	216% (XPH)
Rec and Leisure	368%	142% (PEJ)



Community Portfolios

Members Are Creating Portfolio Magic in OmniVest!

New for 2015!

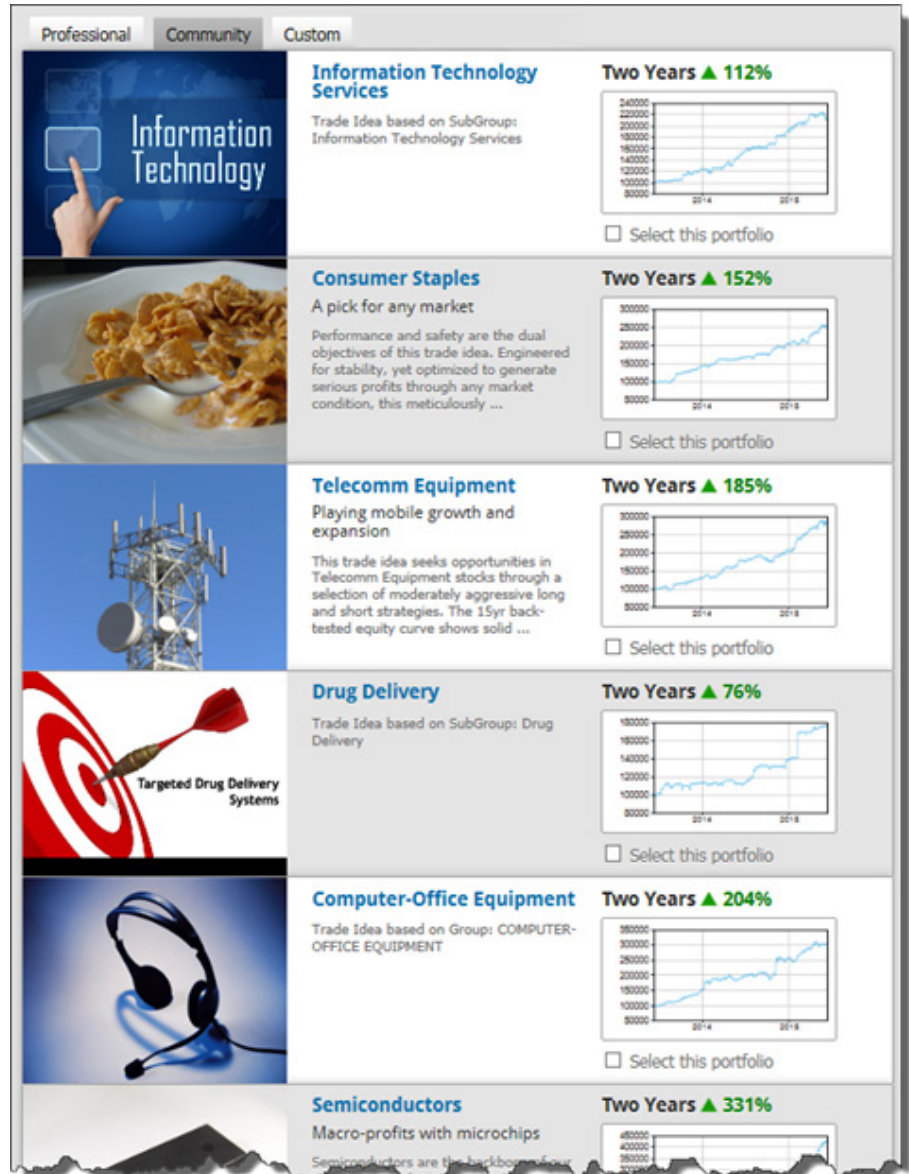
When we released the Portfolio Builder into our user base about a month ago, we had no idea how much attention it would get. Savvy users from everywhere have been creating and publishing their own portfolios – with incredible speed and efficiency.

Of course, we know that the new Portfolio Builder (featured on page 7) is the reason. But what surprised us is how many users want to do it and enjoy the challenge.

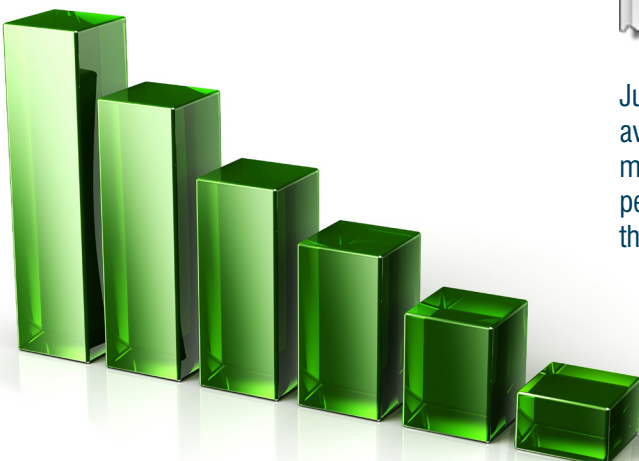
As a new Member of OmniVest, you too can publish any portfolio you create. You have a choice as to whether you want to make them “global” to the community, share them with friends, or just keep them for private use.

With the awesome power of these tools and a dedicated community, it’s easy to see why we say OmniVest is THE wealth building solution for Individual Investors.

It’s time to get on board!



Just a few of the many Member-Built Community Portfolios that are now available at MyOmniVest.com. Thanks to the new, easy to use Portfolio Builder, members are creating new Portfolios on groups they favor. Many are already performing well. We just released these tools in May! Without a doubt, this is the fastest growing segment of our platform.



Custom Portfolios

Create Your Own High-Performance Portfolio in Minutes

Portfolio Builder Makes it Easy.

Since Portfolio Builder was released in May, our community has built and published scores of great Portfolios, like those shown to the left.

The Portfolio Builder makes it super easy for anyone to create a new Portfolio of Strategies on their idea.

- Select a List (can also add your own)
- Decide what kinds of Strategies to use and set a few limits (minimum price, volume, etc.)
- Push BUILD IT

You can then examine historical performance outside the date range over which you built the Portfolio. If you wish, you can then publish and share them with the Community.

Portfolio Builder

The List + Approach evaluator

Display Over: **Four Years** ? Return Display: **Compound** ?

Symbols Settings Simulation Approach Save

☐ Sector ☒ Groups ☐ SubGroups ☐ Custom Lists

Symbol List: **ELECTRONIC-SEMICONDUCTORS** ?

Symbol	Name	Price	Volume
AAOI	APPLIED OPTOELECTRONICS	\$18.66	150,332
ACTS	ACTIONS SEMICONDUCTOR CO	\$1.65	33,348
ADI	ANALOG DEVICES	\$67.23	2,190,556
ALSC	ALLIANCE SEMICONDUCTOR	\$0.71	170
ALTR	ALTRIA	\$51.50	4,541,465

Goal: Lowest Risk ▬ Highest Return. Symbol Allocation: 25% Done

Account	% Wins	TPM	CAR	MDD	Calmar Ratio	Alloc per Trade	Average Percent Invested	Ending Equity
Composite	70.4 %	7.9	38.5 %	12.3 %	3.1	25.0 %	31.1 %	\$367,277

Zoom 1m 3m 6m YTD 1y All ≡

Portfolio Builder is so easy to use, ANYONE can quickly and easily build their own Custom Portfolios.



Be one of the Savvy Traders who are Creating Their Own Custom Portfolios!

We just opened up the Member Level to allow users to create their own Custom Portfolios.

Mix your own Portfolios with any others on the platform!

Combine Portfolios Reduce Risks - Increase Profits

Select and Combine Portfolios

Sort our many offerings on Return, Draw Down, Return to Draw Down ratio (Calmar) and other stats over multiple time frames from 3 months to 5 years.

Select 1 or many Portfolios and click Re-Calculate to get a quick idea of the potential profitability of the combined portfolios.

Examine the Details of Any Portfolio

Click any Portfolio in the list to inspect all aspects of the Portfolio, including the Strategies and Lists used, Market Filters and other parameters. You can also see all the historical trades and current positions held by the Portfolio.

At the top of the page are our unique Stability and Consistency ratings, indicating how consistent the Portfolio has been over time.

Strategy	Symbol	QTY %	QTY	L/S	Entry Price	Exit Price	Realized P/L%	Entry Date	Exit Date	Funding Style
89-L-QV Biotech	BBIB	9.71 %	47	Long	\$323.33	\$331.05	2.39 %	10/3/2014 9:30:00 AM	10/6/2014 9:30:00 AM	Paper
89-L-QV Biotech	BBIB	9.92 %	148	Long	\$104.76	\$106.56	1.72 %	10/3/2014 9:30:00 AM	10/6/2014 9:30:00 AM	Paper
87-L-QV Biotech	BBIB	9.56 %	46	Long	\$322.60	\$331.05	2.62 %	10/2/2014 9:30:00 AM	10/6/2014 9:30:00 AM	Paper
87-L-QV Biotech	ILMN	9.95 %	96	Long	\$163.75	\$164.98	0.75 %	9/26/2014 9:30:00 AM	10/6/2014 9:30:00 AM	Paper
87-L-QV Biotech	ILMN	9.95 %	96	Long	\$163.75	\$164.98	0.75 %	9/26/2014 9:30:00 AM	10/6/2014 9:30:00 AM	Paper

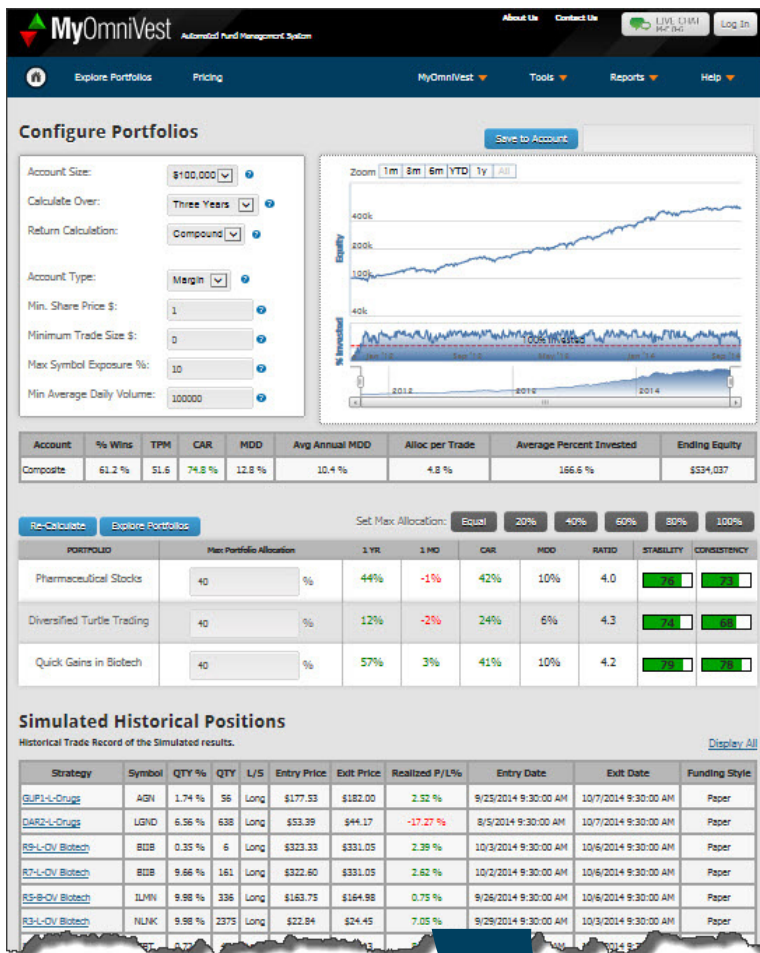
Allocate Your Portfolios and Specify How they will be Traded

Click Configure Portfolios on the main page to see the effect of Margin and Trade Limits on the combined performance of your selected Portfolios.

Specify how much allocation each Portfolio will get in the account and instantly see the effect on historical data. You can also see the complete record of historical trades below the configure area.

When you are ready to add these Portfolios into an Account, click Save to Account. Further refinements can be made on the Account page.

Trading the Portfolio each day is easy – either enter trades with the broker from the Trades Page, view them in your OmniTrader or VisualTrader, or trade them from the Trades Page automatically!

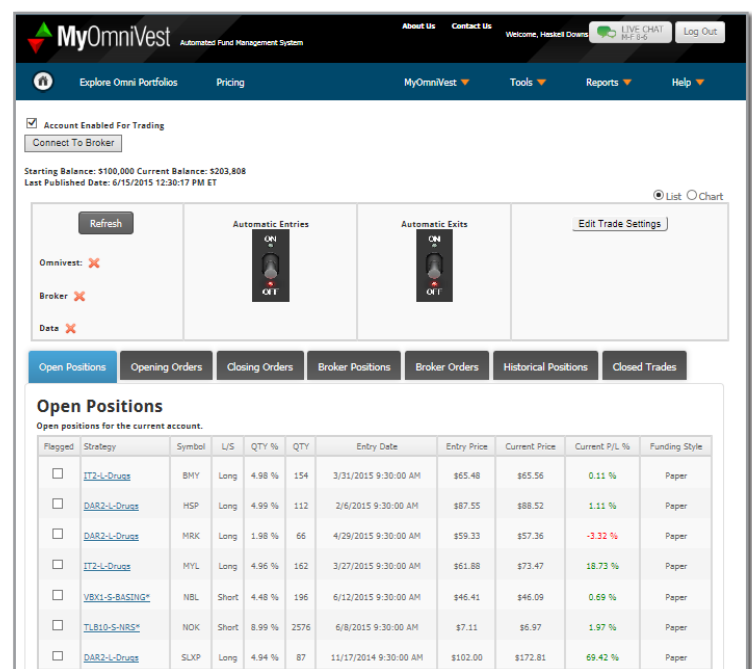


New in 2015!

The new Trades Page can be used to automate the trading of your selected Portfolios on the site.

In Manual Mode, you can review the recommendations each day and select the trades you want the system to enter. You can also de-select current positions to have the system exit those trades.

In Auto Mode, you simply “flip the switches” to have the system automate Entries, Exits, or both. OmniVest will trade your selected Portfolios automatically. You also receive email notifications each day with the status of your trades.



New Seminar:

Unleashing the Power of OmniVest Portfolios!

OmniVest Members get exclusive access to our latest educational seminar, *Unleashing the Power of OmniVest Portfolios*. In this informative presentation, we will cover each aspect of the OmniVest Member Level and empower you to take full advantage of this ground breaking technology.

The seminar begins by looking at the advantage of the Portfolio of Strategies concept. We will then look at the Pro Portfolios and explore how you can evaluate them for your personal use.



We then take a look at the growing Community Portfolios and look at improving performance by combining multiple Portfolios in your account.

We conclude the seminar by exploring the new Portfolio Builder. You'll see how easy it is to create profitable Portfolios of your very own, and also how to enhance your Custom Portfolios by applying filters and settings.

Unleashing the Power of OmniVest Portfolios puts you on the fast track to profiting with OmniVest, and it's provided FREE with your OmniVest Member Level subscription.

OmniVest Users Share Their Experience

"For me, OmniVest is the absolute BEST trading product I have ever owned. This is a product that meets my needs and trading personality. Great job!"

Keith M.

"This is fantastic! After setting up a portfolio a few months ago, a simple daily check is all that is required to collect open/close signals for the day. Nearly 1% per week is more than I could have hoped for."

Martin O.

"OmniVest is super simple to use. Nothing could be easier to put you in charge of your own mutual fund."

Jeff B.

"This is the type of investing product I've been waiting for. The product chooses what to buy, when to sell, and does the grunt work of placing all of the orders. Plus it appears to meet the profit goals shown to be possible in its simulations. Thanks for all of the hard work."

Harry G.

"The concept is brilliant of employing multiple strategies and dynamically allocating these to achieve full allocation of an account. The retail investor now has the same tools applied to trading that large institutions use in high frequency algorithm trading."

Gerry H.



7000 N. MoPac, Suite 425
Austin, Texas 78731 USA
Toll Free 1. 800. 880. 0338

PRESORTED
FIRST CLASS MAIL
U.S. POSTAGE
PAID
AUSTIN, TX
PERMIT #1546

The background of the lower half of the page features a 3D pie chart with several slices in various colors (red, yellow, blue, orange, purple, green) fanned out. Overlaid on this is a line graph with multiple lines in green, blue, and red, set against a dark blue background with a grid of dashed lines.

OmniVest

The

***Wealth Building Solution
for Individual Investors***